




The BEST iTouch ART Apps for Kids!




[PixPop Art](#) - This is a challenging and very fun detail detective game. Utilizing fine art, detail images line the right side of the screen while you search for the match. Work in competition mode timing yourself or work at your own pace in Zen mode.




[Brushes](#) Familiar with the [New Yorker Cover](#) that was created using an iPhone app? It was created with the Brushes painting app. Easy to use at any ability level. Watch a speed portrait [here](#).



[TypeDrawing](#) Draw with text. This a really fun app uses a single letter or phrase as the drawing tool. A completely new way of drawing (and thinking about drawing).



[TanZen](#) Familiar with [Tangrams](#)? This app combines math and art concepts together. Move, rotate, and flip shapes to form a larger image. Great for improving spatial intelligence.



[Art \(Lite version\)](#) This art history game features five famous artists. Can you identify which artist created each work of art? Another nice feature of this app is the option to load images into your photo gallery for use in other applications.



[Art2Go](#) This app is an engaging and useful presentation of 19th and early 20th century artists and their work using audio commentary.




[3D gallery](#) Be a curator of your own museum. Enter this 3-D room and rearrange the paintings or choose your own images from photo gallery. This would be a great tool to display artwork created throughout the year or to focus on an art time period or genre. *Note: There is currently no "save" feature, but if you click your on/off button at the same time as the menu button, you can create a screenshot that saves in photos on the camera roll.*




[Color Splash](#) This is an extremely simple app to use with some amazing effects. Isolate a single image in color while the remainder of the photograph stands in black and white. See how easy this app is to use in this [video tutorial](#).




[Love Art-Natl Gallery London](#) This museum app integrates audio and video presentations based on the collections in the museum. A great learning tool containing snapshots of a wide range of art history.




[FlipBook \(Lite version\)](#) This is one of the best animation apps available. Features allow for replication of images and transparency effects to see previous slide. Click [here](#) for a guided tour of the app.




[Comic Touch \(Lite version\)](#) Add some humor to art historical images or commentary to artwork with this single pane comic creator. Save to photo library or email. Upgrade to the paid version of [Comic Touch](#) and get interesting special effects and fonts. Watch an intro video [here](#).



[Life Strips](#) This is a great tool for creating comic strips. Utilizes a wide variety of comic strip templates and speech bubbles. Add photos and utilize filters to for adding special effects. Even add a Google map!




[Jazz Sculptor](#) Utilize a wide variety of virtual materials and textures to carve a sculpture from a variety of forms. Rotate image to view at a 360 degree angle. See the Jazz Sculptor [gallery](#) for inspiration.



[SculptMaster3D](#) Create three-dimensional art using a variety of colors with this virtual material that appears inspired by [Henry Moore](#). View this [video tutorial](#) for an overview.



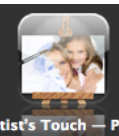
[Color Sudoku](#) Forget the numbers - this is Sudoku in color! Game has a different levels of difficulty and color schemes.




[EyeTricks](#) Do you love optical illusions? Then this app is for you!



[MovieMaker](#) This is a great tool for creating stop-motion animations and time-lapse movies. *Please note: This app only works on iPhone, not the iTouch.*



[Artist's Touch](#) This app requires little artistic talent but is useful when teaching about abstract art. Non-objective to representational- reveal your image using a variety of textures and paint tools. Be sure to watch [video tutorial](#) to get started.



[Juxtaposer](#) and **[Juxtaposer Lite](#)** This is a fun tool for learning about Surrealism. Create a [Magritte](#)-like composition! Watch this [video review](#) to see what this app can do.

Note: Many of these apps are free, but not all. Please ask your parents before paying for any apps.
Apps can be accessed by **clicking on blue link**, so be sure to keep an *electronic copy* of this list.

All of these Apps (plus a few more for Art Teachers) can be found on my blog: [The Teaching Palette](#).